



LITTLE TRAVERSE BAY BANDS OF ODAWA INDIANS PRIMARY ELECTION

UNOFFICIAL ELECTION RESULTS
MAY 6, 2019

| TRIBAL COUNCIL | IN PERSON | MAIL IN | HAND TALLY | TOTAL | % |
|----------------------------------|-----------|---------|------------|-------|--------|
| EMILY CHRISTINE PROCTOR | 21 | 278 | 2 | 301 | 11.09% |
| FRED KIOGIMA | 9 | 247 | 0 | 256 | 9.43% |
| DAVID MATTHEW HARRINGTON | 5 | 216 | 1 | 222 | 8.18% |
| MARTY VANDECAR | 10 | 206 | 2 | 218 | 8.03% |
| SHARON LEE SIERZPUTOWSKI | 11 | 199 | 2 | 212 | 7.81% |
| MELISSA PAMP | 12 | 186 | 0 | 198 | 7.29% |
| BEATRICE ANN LAW | 10 | 180 | 1 | 191 | 7.03% |
| JOHN W. KESHICK, III | 17 | 160 | 2 | 179 | 6.59% |
| KATHRYN L. MCGRAW | 5 | 166 | 0 | 171 | 6.30% |
| AARON WAYNE OTTO | 9 | 146 | 1 | 156 | 5.75% |
| MARIE ELIZABETH SCHUYLER-DREAVER | 16 | 126 | 1 | 143 | 5.27% |
| WILLIAM R. ORTIZ | 6 | 134 | 2 | 142 | 5.23% |
| JOAN TEPKEAH JACOBS | 7 | 113 | 1 | 121 | 4.46% |
| WILLIAM MARSH MCNAMARA | 4 | 80 | 0 | 84 | 3.09% |
| JOSEPH THOMAS MIER | 4 | 61 | 1 | 66 | 2.43% |
| KENNETH EUGENE DEWEY | 6 | 49 | 0 | 55 | 2.03% |




| | | | | |
|---------------------|----|-----|---|--|
| BALLOTS CAST | 40 | 702 | 4 | |
|---------------------|----|-----|---|--|



| VOTER PARTICIPATION | REGISTERED VOTERS | TOTAL BALLOTS CAST | % VOTING |
|---------------------|-------------------|--------------------|----------|
| | 1834 | 746 | 40.68% |

CERTIFICATION

We, the undersigned election officials of the Little Traverse Bay Bands of Odawa Indians do hereby certify the above to be a true and accurate abstract of the votes cast for the election held on the sixth day of May, 2019 and reflect the results of a mandatory recount.

SIGNED


CHAIRPERSON

SECRETARY/TREASURER

BOARD MEMBER


VICE-CHAIRPERSON

BOARD MEMBER

BOARD MEMBER